

PREPARING A VISIT TO THE DACHAU CONCENTRATION CAMP MEMORIAL SITE | MODULE 1

RECOMMENDED LESSON STRUCTURE (45 MINUTES)**TIME REQUIRED**

45 minutes

LEARNING GOALS

Basis discussion on the themes in the graphic novel about life in the Dachau concentration camp and sensitizing the students about the differences between the historical concentration camp back and the Dachau Memorial Site today

DESCRIPTION

The preparation module 1 is the shortest teaching unit for preparing a visit to the Memorial Site. It takes 45 minutes. The students work mainly with the animated graphic novel / the short film. The students are sensitized to how today's Memorial Site looks different to the former concentration camp through an exercise sheet that is set as homework.

**POSSIBLE MATERIAL
FOR PREPARING THE LESSON**


- Materials on Edgar Kupfer-Koberwitz for teachers
- Information on the history of the Dachau concentration camp: <https://www.kz-gedenkstaette-dachau.de/en/historical-site/dachau-concentration-camp-1933-1945/>

**NECESSARY MATERIAL
FOR THE LESSON**

- Photograph of Edgar Kupfer-Koberwitz with his saved notes and in prisoner clothing
- Animated graphic novel / short film *A Lifelong Survival*: <https://www.kz-gedenkstaette-dachau.de/en/history-online/the-graphic-novel-a-lifelong-survival/>
- Exercise sheet 1:
Themes of the Graphic Novel *A Lifelong Survival*
- Exercise sheet 2: Contemporary Relevance

TIME STRUCTURE

| TIME | CONTENTS | LEARNING GOALS | TEACHING TECHNIQUE | NECESSARY MATERIAL / MEDIA |
|--------|---|--|--|---|
| 5 min | <p>Show the photo of Edgar Kupfer-Koberwitz with his saved notes and in prisoner clothes</p> <p>Ask the students about their associations: Describe the man. Who could he be? What is the story behind the photo?</p> <p>Provide some brief information on the biography of Edgar Kupfer-Koberwitz</p> | <p>Activate prior knowledge</p> <p>Awaken interest in the biography of a former concentration camp prisoner</p> | <p>Conversation in class</p> <p>Teacher talk</p> | <p>For preparation: biographical material</p> <p>For giving the lesson: photo of Edgar Kupfer-Koberwitz / beamer or docucam</p> |
| 15 min | <p>View together the animated graphic novel film <i>A Lifelong Survival</i></p> | <p>Become familiar with different important themes on life in the Dachau concentration camp</p> <p>Create an emotional connection to the topic</p> | Film screening | Animated graphic novel / beamer |
| 10 min | <p>Work through exercise sheet 1</p> | <p>Reflect on the film</p> <p>Collect a list of the thematic areas on the Dachau concentration camp which the film deals with</p> | Partner or individual work | Copies of exercise sheet 1 |
| 10 min | <p>Reflect / check together the exercise sheet</p> | <p>Consolidate what was learnt in the partner / individual work</p> | Conversation in class | Exercise sheet 1 / docucam or beamer |
| 5 min | <p>Present exercise sheet 2 and point out that there is an e-paper version / flipbook of the graphic novel on the website</p> <p>Homework: work through exercise sheet 2 and note open questions for the visit to the Dachau Memorial Site</p> | <p>Awaken curiosity for the visit to the Dachau Memorial Site</p> <p>Reinforce what has been learnt by studying the e-paper version / flipbook</p> | Teacher talk | <p>Copies of exercise sheet 2</p> <p>Access to the e-paper version of the graphic novel</p> <p>Docucam and beamer</p> |



Edgar Kupfer-Koberwitz in his former prisoner clothes with all the manuscript pages, beginning of 1946. Archive of the Dachau Concentration Camp Memorial Site, DaA F5229

EXERCISE SHEET 1: THEMES OF THE GRAPHIC NOVEL *A LIFELONG SURVIVAL*



EXERCISE

Look at the drawings on the exercise sheet.


1. Briefly describe what the scenes show.
2. Find a caption for each picture.
3. Look for an adjective that captures the atmosphere of the drawing.




Scan here for the
graphic novel!













EXERCISE SHEET 2: CONTEMPORARY RELEVANCE



Scan here for
the graphic
novel!



EXERCISE

Edgar Kupfer-Koberwitz was imprisoned in the Dachau concentration camp from November 1940 until liberation on April 29, 1945. The Dachau Concentration Camp Memorial Site was established in 1965. Much has changed since then – for example, existing buildings were demolished and monuments erected. Look at the camp map from the graphic novel. It shows a drawing of the

grounds in 1945. The photos show locations in the Memorial Site in 2024.

1. Flip through the e-paper of the graphic novel and note the page numbers where there are drawings of historical locations.
2. Match today's places with the historical locations on the camp map.



Page _____

Former "prisoner baths"



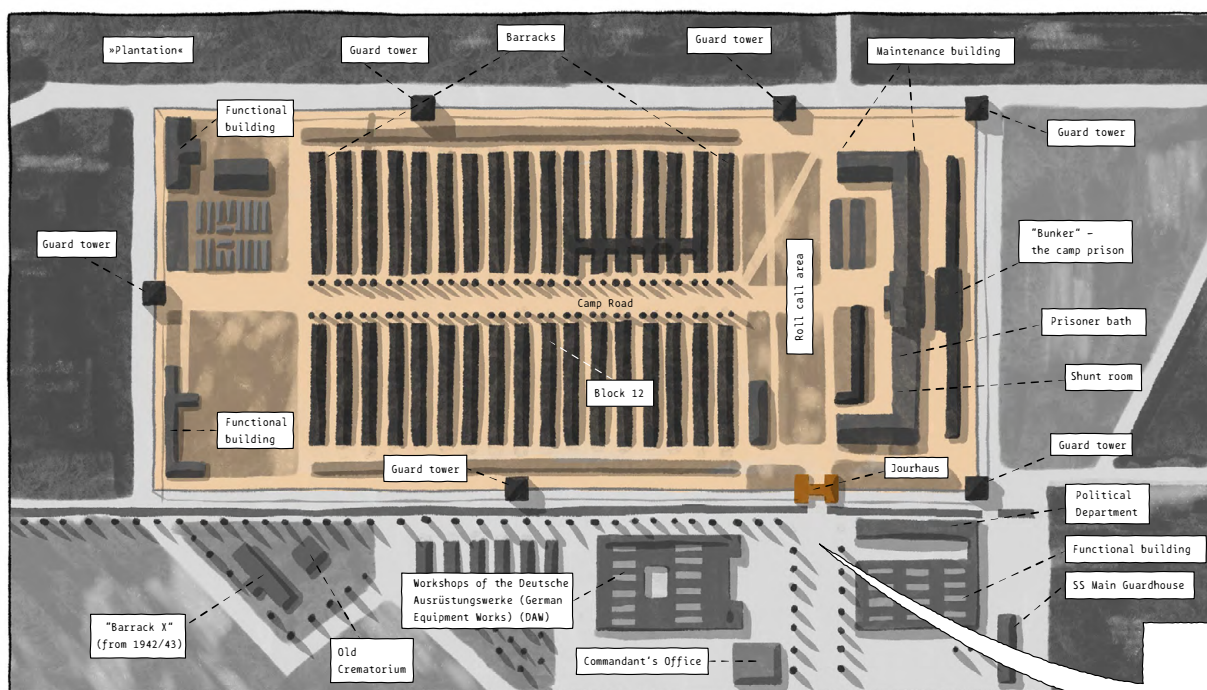
Page _____

Former "shunt room"



Page _____

Former roll call area



Page _____

Barack marker



Page _____

Former "Jourhaus"



Page _____

Former small crematorium